



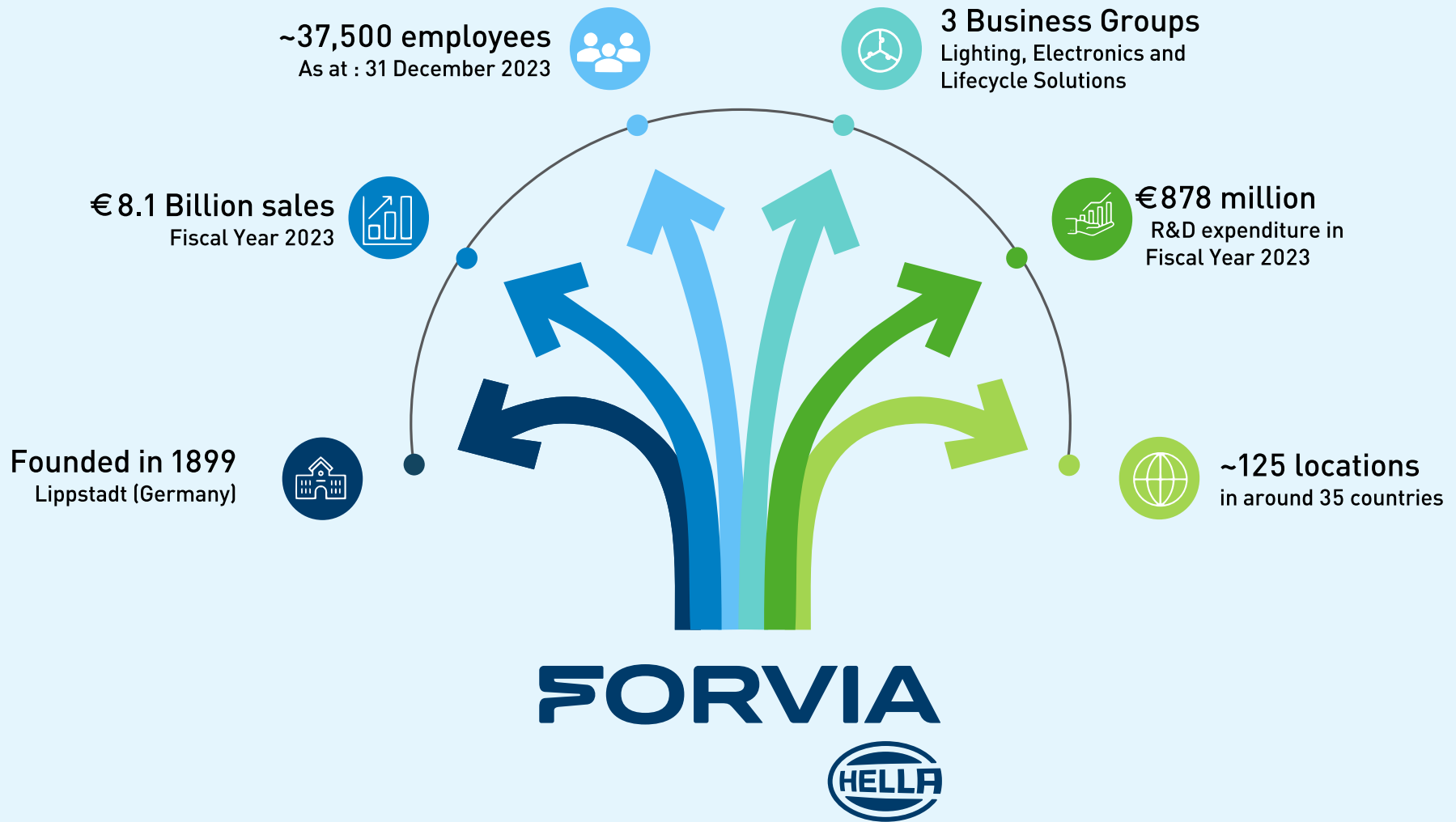
**COMMERCIAL & AGRO
PRODUCT CATALOGUE**

FULL RANGE ^{OF}
HIGH QUALITY
COMMERCIAL & AGRO PRODUCTS



Bulbs | Headlamps | Modules | Single Function Lamps | Tail Lamps | Work Lamps | Horns | Wiper Blades
Filters | Lubricants, Coolants & Brake Fluids | Electric / Electronics & Switches | Agro Products

HELLA is a listed, internationally positioned automotive supplier operating under the umbrella brand FORVIA. Within this de facto group, HELLA stands for high-performance lighting technology and automotive electronics. At the same time, the company covers a broad service and product portfolio for the spare parts and workshop business as well as for manufacturers of special-purpose vehicles with its Lifecycle Solutions business group.



EVERYTHING WE DO REVOLVES AROUND OUR CUSTOMERS.

In order to ensure that business runs smoothly, HELLA supports wholesalers and workshops with its extensive know-how and many years of experience.

Because we realise that your day-to-day business is already complex enough as it is. As a partner to the wholesalers and as the workshop's friend, we see it quite naturally as our job to make this as simple as possible for you.

The result is that you can plan and carry out your work processes more quickly and more profitably

PARTNER TO THE WHOLESALERS

HELLA is a reliable partner to the wholesalers that flexibly responds to customer requests, makes an impression with high-quality products and maximum availability, and thereby speeds up and simplifies business - for more efficiency.

As a partner to the wholesalers, HELLA prioritises solution-oriented and reliable collaboration. We achieve this through fast and customer oriented service in all matters through highly skilled on-site contacts, whose objective is to accelerate and simplify wholesale business through maximum flexibility and speed. Our success factor is that we are close to our customers - not only geographically, but also in our thinking - through sales companies around the globe.

THE WORKSHOP'S FRIEND.

HELLA is the workshop's friend, combining OE expertise and technical know-how to make day-to-day business faster, more profitable and future-proof. As the workshop's friend, HELLA aims to provide our customers with optimum support for everyday workshop conditions.

Our technical expertise enables fast and solution-oriented service in all technical questions concerning our products. We treat workshops as equals because we understand them and, thanks to our proximity to the market, can also provide them with fast and competent support.



INNOVATIVE POWER, EXPERTISE AND CREATIVE

nnovative Power, Expertise and Creative HELLA has been shaping the future for more than 100 years. As a key innovation driver, the company has been developing and manufacturing lighting and electronic components and systems for the automotive industry. HELLA ranks among the top 50 automotive parts suppliers in the world. With strong global presence at 100 locations in more than 35 countries, HELLA supplies to the automotive aftermarket and garages with comprehensive and continually expanding automotive parts, accessories, diagnostics and services.

The HELLA brand is synonymous with proven quality and innovative automotive technology. The basis behind HELLA's success lies in its constant pursuit for innovations and design improvements, and constantly creating value to the future of motor vehicles. As a leading partner of top vehicle manufacturers, HELLA is committed on innovative quality products to make the roads safer for drivers



TABLE OF CONTENT

PAGE NO.

1. BULBS	6-8
2. HEADLAMPS	9-17
3. MODULES	18-19
4. SINGLE FUNCTION LAMPS	20-24
5. TAIL LAMPS	25-28
6. WORK LAMPS	29-32
7. HORNS	33-36
8. WIPER BLADES	37
9. FILTERS	38-40
10. LUBRICANTS, COOLANTS & BRAKE FLUIDS	41-43
11. ELECTRIC/ ELECTRONICS & SWITCHES	44-47
AGRO PRODUCTS	
1. HEADLAMPS	48
2. HORNS	49
3. FILTERS	50-53
4. LUBRICANTS	54






BULBS


BULBS - PERFORMANCE RANGE



H4 24V 100/90W P43T



Part No.: 002.525-453


 P43T	 100/90 W 24V
--	---



H4 24V 100/90W P45T


Part No.: 002.088-453


 P45T	 100/90 W 24V
--	---



H4 24V 130/90W P43T



Part No.: 178.555-971

 P43T	 130/90W 24V
--	--



H4 24V 130/90W P45T

Part No.: 178.555-961

 P45T	 130/90W 24V
--	--



**H4 24V 100/90W P43T GOLD
POWER QUARTZ GLASS**

Part No.: 358.259-041


 P43T	 100/90W 24V
--	--



**H4 24V 130/100W P43T GOLD
POWER QUARTZ GLASS**



Part No.: 358.259-061


 P43T	 130/100W 24V
---	--



H1 24V 70W



Part No.: 178.555-144


 P-14-5S	 70W 24V
--	---



H1 24V 100W



Part No.: 002.089-453


 P-14-5S	 100W 24V
--	--



H3 24V 70W



Part No.: 178.555-244


 PK-22-S	 70W 24V
--	---



H3 24V 100W



Part No.: 002.090-453


 PK-22-S	 100W 24V
--	--



H7 24V 70W



Part No.: 007.157-243


 PX-26D	 70W 24V
--	--



P21 24V - 2441



Part No.: 178.560-101

 BA-15-S	 21W 24V
---	--



P21/5 24V

Part No.: 178.560-341


 BA-155	 21/5W 24V
--	--



R10 24V - 67



Part No.: 178.560-241

 BA-155	 10W 24V
--	--



W5W 24V - T10

Part No.: 178.560-271

 W2.1X9.5D	 5W 24V
---	---



T4W 24V - TD

Part No.: 002.067-241



BAY-15-D



21/5W
24V

BULBS - VALUE FIT RANGE



H4 24V 75/70W P43T

Part No.: 358.155-701



P43T



75/70W
24V



H4 24V 100/90W P43T

Part No.: 358.155-711



P43T



100/90 W
24V



H4 24V 100/90W P45T

Part No.: 358.155-721



P45T



100/90W
24V



H4 24V 130/100W P43T

Part No.: 358.155-731



P43T



130/100W
24V



H4 24V 130/100W P45T

Part No.: 358.155-741



P45T



130/100W
24V



HEADLAMPS

HEADLAMPS

ROUND HEADLAMPS



H/L ACE PP-43

327.020-011 (L)

327.020-021 (R)



172mm



P43



12/24V



TATA ACE HEADLAMP ASSEMBLY

327.020-051 (L)

327.020-061



172mm



P43



12/24V



E H LAMP PP43

327.600-051 (L)

327.600-061 (R)



137mm



P43



12/24V



E H LAMP PP45

327.600-071 (L)

327.600-081 (R)



137mm



P45



12/24V



E H LAMP P43

327.600-091 (L)

327.600-101 (R)



137mm



P43



12/24V



E H LAMP P45

327.600-111 (L)

327.600-121 (R)



137mm



P45



12/24V



R H/LAMP PP-45

Part No.: 327.000-211



172mm



P45



12/24V



R H/LAMP P-45

Part No.: 327.000-221



172mm



P45



12/24V



R H LAMP PP-43

Part No.: 327.000-231



172mm



P43



12/24V



R H LAMPW/O RIM PP-43

Part No.: 327.010-051



172mm



P43



12/24V



R H LAMP(WITH RIM) P43

Part No.: 327.010-061



172mm



P43



12/24V

HEADLAMPS



R H LAMP(CUT DOOM) P-43

Part No.: 327.010-071



R H LAMP(CUT DOOM) P-45

Part No.: 327.010-091



7" ALDC HEADLAMP

Part No.: 327.000-531



R H LAMP(W/O RIM) P45

Part No.: 327.020-031



HEADLAMP ASSEMBLY 7" LED RING LAMP 24V P43

Part No.: 329.344-221



R H LAMP PP-43 MFR

Part No.: 358.185-051



HEADLAMP ASSY PIAGGIO APE

329.344-141 (L) 329.344-151 (R)



HEADLIGHT TATA MARCOPOLO HIGH BEAM WITH PARKING

Part No.: 358.213-511 (L) Part No.: 358.213-521 (R)



HEADLIGHT TATA MARCOPOLO LOW BEAM WITHOUT PARKING

Part No.: 358.213-531 (L) Part No.: 358.213-541 (R)



HEADLAMPS

RECTANGLE HEADLAMPS



HEAD LAMP (BOLERO) P-43

Part No.: 327.980-032



POSTCARD SIZE HEADLAMP

Part No.: 327.960-011



EICHER HEADLAMP WITH PARKING P 43

Part No.: 327.700-012



EICHER HEADLAMP WITH PARKING P 45

Part No.: 327.700-032



HEADLAMP UNIT EICHER WITHOUT PARKING

Part No.: 329.396-001



LIGHT UNIT EICHER WITH PARKING BMC

Part No.: 329.396-011



HEAD LAMP ASSY EICHER W/O PARKING

Part No.: 329.396-091



HEAD LAMP ASSY EICHER WITH PARKING

Part No.: 329.396-101



HEAD LAMP ASSY EICHER W/O PARKING MFR

Part No.: 329.396-171



HEAD LAMP ASSY EICHER WITH PARKING MFR

Part No.: 329.396-181



HEAD LAMP UNIT EICHER W/O PARKING MFR

Part No.: 329.396-191



HEADLAMPS



HEAD LAMP UNIT EICHER WITH PARKING MFR

Part No.: 329.396-201

 150*200MM	 P43	 12V
---	---	---



HEADLAMP LCV P43

327.270-031 (L)	327.270-041 (R)
 170 * 248 * 400MM	 P43  12V



HEADLAMP LCV P45

327.270-011 (L)	327.270-021 (R)
 170 * 248 * 400MM	 P45  12V




LIGHT UNIT-1109

327.290-131 (L)	327.290-141 (R)
 170 * 248 * 400MM	 P43  12V





HEADLAMP 1109 P43

327.260-031 (L)	327.260-041 (R)
 170 * 248 * 400MM	 P43  12V




H L 1109 P43 WITH MOTOR OPTION

327.260-071 (L)	327.260-081 (R)
 170 * 248 * 400MM	 P43  12V




HEAD LAMP ASSY. MULITI REFLECTOR-METAL 709

327.250-371 (L)	327.250-381 (R)
 170 * 248 * 400MM	 P43  12V



HEAD LAMP ASSY 12V 1109 MFR WITH DRL

329.344-251 (L)	329.344-261 (R)
 170 * 248 * 400MM	 P43  12V



HEAD LAMP ASSY 709 MULTI REF W/O MOTOR 709, 407, 1109

329.396-051 (L)	329.396-061 (R)
 170 * 248 * 400MM	 P43  12V



RAT.HEAD LAMP P43

327.250-071 (L)	327.250-081 (R)
 170 * 248 * 400MM	 P43  24V



RAT.HEAD LAMP P45

327.250-091 (L)	327.250-101 (R)
 170 * 248 * 400MM	 P45  24V



HEAD LAMP ASSY 24V 1312 MFR WITH DRL

327.250-271 (L)	327.250-281 (R)
 170 * 248 * 400MM	 P43  24V

HEADLAMPS



HEAD LAMP ASSY 12V 1312 MFR WITH DRL

327.250-291 (L)

327.250-301 (R)



HEAD LAMP ASSY. MULITI REFLECTOR-METAL 1312

327.250-351 (L)

327.250-361 (R)



TATA 1312 HEADLAMP WITH DRL & INDICATOR 12V

329.344-011 (L)

329.344-021 (R)



TATA 1312 HEADLAMP WITH DRL & INDICATOR 24V

329.344-031 (L)

329.344-041 (R)



HEAD LAMP 1516 P43

327.400-051 (L)

327.400-061 (R)



HEAD LAMP 1516 P45

327.400-071 (L)

327.400-081 (R)



HEAD LAMP 1516 P43 WITH MOTOR OPTION

327.400-151 (L)

327.400-161 (R)



HEAD LAMP ASSY. MULITI REFLECTOR-METAL 1516

329.396-151 (L)

329.396-161 (R)



TATA 1516 HEADLAMP WITH DRL 24V

329.344-051 (L)

329.344-061 (R)



TATA 1516 HEADLAMP WITH DRL & INDICATOR 24V

329.344-091 (L)

329.344-101 (R)



HEADLAMP TATA ACE FACELIFT

358.185-001 (R)

358.185-011 (L)



HEADLAMP TATA SIGNA / 709

358.185-021 (R)

358.185-031 (L)




HEADLAMPS



HEADLAMP CARGO P43

358.185-061 (R) | 358.185-071 (L)


170 * 248 * 400MM | P43 | 12V



HEADLAMP JCB 3DX

Part No.: 358.185-151


137MM | P43 | 24V



HEADLAMP JCB 4DX

Part No.: 358.185-161

137MM | P43 | 24V



EICHER PRO HEADLAMP

358.185-221 (R) | 358.185-231 (L)

200 * 350 * 400MM | P43 | 24V

LIGHT UNIT & SEALED BEAM



5 3/4" LIGHT UNIT P43" (WITH PARKING)

Part No.: 327.650-131

137mm | P43 | 12/24V



5 3/4" LIGHT UNIT P45 (WITH PARKING)

Part No.: 327.650-141

137mm | P45 | 12/24V



5 3/4" LIGHT UNIT P45

Part No.: 327.650-151


137mm | P45 | 12/24V



5 3/4" LIGHT UNIT P43

Part No.: 327.650-161


137mm | P43 | 12/24V



SEALED BEAM P43 WITH PARKING)

Part No.: 327.030-011


172mm | P43 | 12/24V



SEALED BEAM P45 (WITH PARKING)

Part No.: 327.030-021

172mm | P45 | 12/24V



SEALED BEAM P43

Part No.: 327.030-031

172mm | P43 | 12/24V

HEADLAMPS



SEALED BEAM P45

Part No.: 327.030-041



S BEAM P43 (MULTI FOCAL WITH PARKING)

Part No.: 327.030-052



SEALED BEAM P45 (MULTI FOCAL WITH PARKING)

Part No.: 327.030-062



SEALED BEAM P45 (MULTI FOCAL)

Part No.: 327.030-072



SEALED BEAM P43 (MULTI FOCAL)

Part No.: 327.030-082



SEALED BEAM P-36

Part No.: 327.030-111



SEALED BEAM P-36 (WITH PARKING)

Part No.: 327.030-121



SEALED BEAM P-43 (WITH PARKING)

Part No.: 327.030-131



IMPORTED SEALED BEAM WITH P36 BULB HOLDER

Part No.: 327.030-181



7" ALDC SEALED BEAM

Part No.: 327.030-191



SEALED BEAM WITH IMPORTED LENS

Part No.: 327.076-031



APE SEAL BEAM

Part No.: 329.344-161



HEADLAMPS



S BEAM 7" LED RING LAMP 12V P43

Part No.: 329.344-171

172mm
 P43
 12V



S BEAM 7" LED RING LAMP 24V P43

Part No.: 329.344-181

172mm
 P43
 24V



HEAD LAMP P-43

Part No.: 327.700-022

172MM
 P43
 24V



LIGHT UNIT P-43

Part No.: 327.700-052

150*200MM
 P43
 12/24V



LIGHT UNIT P-43

Part No.: 327.700-062

150*200MM
 P43
 12/24V



LIGHT UNIT P-43

Part No.: 327.730-082

150*200MM
 P43
 12/24V



LIGHT UNIT P-45

Part No.: 327.730-072

150*200MM
 P45
 12/24V



LIGHT UNIT (BOLERO) P-43

Part No.: 327.990-012

150*200MM
 P43
 12/24V



RAT. LIGHT UNIT P43

327.280-111 (L) 327.280-121 (R)

170 * 248 * 400MM
 P43
 24V



RAT. LIGHT UNIT P45

327.280-131 (L) 327.280-141 (R)

170 * 248 * 400MM
 P45
 24V



LIGHT 1516 UNIT P43

327.450-111 (L) 327.450-121 (R)

170 * 248 * 400MM
 P43
 24V



LIGHT 1516 UNIT P45

327.450-131 (L) 327.450-141 (R)

170 * 248 * 400MM
 P45
 24V



MODULES

MODULES



12 V DL90 MM PP
(CLASSIC RANGE)

Part No.: 008.191-001



HL 90MM HIGH BEAM W/O POSI-
TION LAMP (CLASSIC RANGE)

Part No.: 008.191-041



HL 90MM HIGH BEAM WITH PO-
SITION LAMP (CLASSIC RANGE)

Part No.: 008.191-211



90MM LOW BEAM LHT 12 V H7
(CLASSIC RANGE)

Part No.: 008.193-111



90MM LOW BEAM LHT 24 V H7
(CLASSIC RANGE)

Part No.: 008.193-121



FRONT FOG LAMP 90 MM 12V
(CLASSIC RANGE)

Part No.:008.582-001



FRONT FOG LAMP 90 MM 24V
(CLASSIC RANGE)

Part No.: 008.582-011



90MM LOW BEAM RHD 24V (PER-
FORMANCE RANGE)

Part No.: 247.042-501



M90 LOW BEAM WITH MOTOR
24V (PERFORMANCE RANGE)

247.042-547 (L) | 247.042-557 (R)



M90 LOW BEAM WITH MOTOR
12V (PERFORMANCE RANGE)

247.042-567 (L) | 247.042-577 (R)



90MM HIGH BEAM WITH PARK-
ING OPTION 12V
(PERFORMANCE RANGE)

Part No.:247.043-501



90MM HIGH BEAM WITH PARK-
ING OPTION 24V
(PERFORMANCE RANGE)

Part No.: 247.043-511



90MM HIGH BEAM WITHOUT
PARKING OPTION 24V
(PERFORMANCE RANGE)

Part No.: 247.043-531





SINGLE FUNCTION LAMPS

SINGLE FUNCTION LAMPS



DIRECTION INDICATOR

Part No.: 008.221-211



LAMP BL MG12

Part No.: 009.001-001



LAMP ZR MG12

Part No.: 009.001-011



LED ROUND RING

Part No.: 009.362-041



LED SINGLE FUNCTION LAMP



Part No.: 011.759-001(CLEAR) | 011.759-011 | (YELLOW) | 011.759-021 (RED)
011.759-031 (GREEN) | 011.759-041 (BLUE)



LED SINGLE FUNCTION LAMP-WITH CLAMP



Part No.: 011.759-051(CLEAR) | 011.759-061 | (YELLOW) | 011.759-071 (RED)
011.759-081 (GREEN) | 011.759-091 (BLUE)



LED SINGLE FUNCTION LAMP



Part No.: 011.759-101(CLEAR) | 011.759-111 | (YELLOW) | 011.759-121 (RED)
011.759-131 (GREEN) | 011.759-141 (BLUE)



LED SINGLE FUNCTION LAMP-WITH CLAMP




Part No.: 011.759-151(CLEAR) | 011.759-161 | (YELLOW) | 011.759-171 (RED)
011.759-181 (GREEN) | 011.759-191 (BLUE)

SINGLE FUNCTION LAMPS



LED BEACON RL PLUS

Part No.: 024.958-111



NEW FD INDICATOR

329.010-031 (L) | 329.010-041(R)




ROUND FDI INDICATOR - ASHOK LEYLAND

Part No.: 329.060-171



LP BLINKER LAMP WITH RUBBER HOUSING

329.040-051 (L) | 329.040-061 (R)



LP BLINKER LAMP WITH PLASTIC HOUSING

329.040-171 (L) | 329.040-181 (R)



LENS LP R

329.041-011 (R) | 329.041-021 (L)



SIDE MARKER WITH REFLEX 24V 120MM

Part No.: 329.060-041



SIDE MARKER WITH REFLEX 24V 79MM

Part No.: 329.060-051



SIDE MARKER WITH REFLEX 12V 120MM

Part No.: 329.060-061



SIDE MARKER WITH REFLEX 12V 79MM

Part No.: 329.060-071



TATA MARCOPOLO SIDE INDICATOR

Part No.: 329.060-161



SIDE MARKER LAMP

329.080-131 (L) | 329.080-141 (R)



SINGLE FUNCTION LAMPS



TOP MARKER LAMP

329.090-031 (L)

329.090-041 (R)

148*56mm BULB 24V



1516 BLINKER LAMP

329.110-071 (L)

329.110-081 (R)

148*56mm BULB 24V




LENS 1516 BLINKER LAMP

329.111-011 (L)

329.111-021 (R)

148*56mm BULB 24V



NEW SFC BLINKER LAMP

329.140-031 (L)

329.140-041 (R)

173*75mm BULB 24V



TATA 1109 BLINKER CLEAR LENS

358.213-211 (L)

358.213-221 (R)

90mm H1 24V



1109 BLINKER LAMP

329.200-011 (L)

329.200-021 (R)

160 * 137MM BULB 12V



EICHER BLINKER

329.372-031 (L)

329.372-041 (R)

160 * 137MM BULB 12V



BLINKER EICHER CLEAR LENS

329.372-051 (L)

329.372-061 (R)

160 * 137MM BULB 12V



SIDE INDICATOR

329.372-071 (L)

329.372-081 (R)


140 * 50MM BULB 24V



ROOF LAMP RED & WHITE SET

Part No.: 329.372-091

40MM BULB 24V



SQUARE REF. REFLECTOR WHITE

Part No.: 329.500-021

167 * 147MM REFLEX



ROUND REFLEX REFLECTOR WHITE

Part No.: 329.500-031

91MM REFLEX

SINGLE FUNCTION LAMPS



ROUND REFLEX REFLECTOR RED

Part No.: 329.500-201



ROUND REFLEX REFLECTOR AMBER

Part No.: 329.500-411



R REF RED/AMBER/GREEN

Part No.: 329.500-501



REAR POSITION LAMP

Part No.: 961.167-011



FRONT UPPER POSITION LAMP

Part No.: 961.167-021





TAIL LAMPS

TAIL LAMPS



4 CHAMBERTAIL LAMP ICAT APPROVED

328.500-231 (L) | 328.500-241 (R)


326*120MM BULB 12V/24V



4 CHAMBERTAIL LAMP MSSL ICAT APPROVED

328.500-331 (L) | 328.500-341 (R)

326*120MM BULB 12V/24V



LENS 4 CHAMBER TAIL LAMP

328.501-101 (L) | 328.501-201 (R)

326*120MM BULB 12V/24V



COMMONISED TAIL LAMP NORMAL CONNECTOR

Part No.: 328.700-031

345*120MM BULB 12V/24V



COMMONISED TAIL LAMP MSSL CONNECTOR

Part No.: 328.700-211


345*120MM BULB 12V/24V



LENS COMMONISED TAIL LAMP

Part No.: 328.701-101

345*120MM BULB 12V/24V



4 INCH LED STOP/TAIL, RED WITH WIRE LEADS

Part No.: 328.870-091

101mm LED 9-33V



4 INCH LED DIRECTION INDICATOR, AMBER WITH WIRE LEADS

Part No.: 328.870-101

101mm LED 9-33V



4 INCH LED REVERSE LAMP, CLEAR WITH WIRE LEADS

Part No.: 328.870-111


101mm LED 9-33V



4 INCH LED REAR FOG LAMP, RED WITH WIRE LEADS

Part No.: 328.870-121

101mm LED 9-33V



4 INCH LED STOP/TAIL/DI LAMP, RED/CLEAR WITH WIRE LEADS

Part No.: 328.870-131

101mm LED 9-33V



STOP -TAIL MARCOPOLO LAMP WITH WIRE LEADS

Part No.: 329.060-131

101MM BULB 12V/24V

TAIL LAMPS



REVERSE MARCOPOLO LAMP WITH WIRE LEADS

Part No.: 329.060-141

	101MM		BULB		12V/24V
--	-------	--	------	--	---------



DIRECTION INDICATOR MARCOPOLO LAMP WITH WIRE LEADS

Part No.: 329.060-151

	101MM		BULB		12V/24V
--	-------	--	------	--	---------



4 CHAMBER TAIL LAMP WITH NORMAL CONNECTOR

329.345-151 (L) | 329.345-161 (R)

	324*110MM		LED		12V/24V
--	-----------	--	-----	--	---------



4CHAMBER TAIL LAMP WITH MSSL CONNECTOR

329.345-191 (L) | 329.345-201 (R)

	326*120MM		BULB		12/24V
--	-----------	--	------	--	--------



4 CHAMBER TAIL LAMP WITH DUAL COUPLER

329.345-031 (L) | 329.345-041 (R)


	326*120MM		BULB		12/24V
--	-----------	--	------	--	--------



4 CHAMBER MFR TAIL LAMP

358.165-001 (L) | 358.165-011(R)

	326*120MM		BULB		12/24V
--	-----------	--	------	--	--------



VALUE FIT 4 CHAMBER LED TAIL LAMP 24V

358.165-021 (L) | 358.165-031 (R)

	324*110MM		LED		24V
--	-----------	--	-----	--	-----



VALUE FIT 4 CHAMBER LED TAIL LAMP 12V

358.185-101 (R) | 358.185-111 (L)

	324*110MM		LED		24V
--	-----------	--	-----	--	-----



NEW LED TAIL LAMP LH WIHTOUT LICENCE PLATE NORMAL CONNECTOR

Part No.: 329.345-131


	324*110MM		LED		24V
--	-----------	--	-----	--	-----



NEW LED TAIL LAMP RH WIHTOUT LICENCE PLATE NORMAL CONNECTOR

Part No.: 329.345-141

	324*110MM		LED		24V
--	-----------	--	-----	--	-----



NEW LED TAIL LAMP LH WIHTOUT LICENCE PLATE MSSL CONNECTOR

Part No.: 980.890-631

	324* 110MM		LED		24V
--	------------	--	-----	--	-----



NEW LED TAIL LAMP RH WITH LICENCE PLATE MSSL CONNECTOR

Part No.: 980.890-641

	324* 110MM		LED		24V
--	------------	--	-----	--	-----

TAIL LAMPS



LED TAIL LAMP LH

Part No.: 980.890-511



LED TAIL LAMP RH WITH LICENSE PLATE

Part No.: 980.890-521



LED TAIL LAMP EURO 6

Part No.: 980.890-831



EICHER CANTER TAIL LAMP ASSY

329.345-051 (L) 329.345-061 (R)



TAIL LAMP ASSY PIAGGIO APE

329.345-111 (L) 329.345-121 (R)



VECV LED TAIL LAMP 24V

Part No.: 358.165-131



VECV LED TAIL LAMP 12V

Part No.: 980.890-841



REAR FOG LAMP

Part No.: 008.221-031



REVERSE LIGHT

Part No.: 009.001-012



REAR FOG LIGHT, WITH BULB H21W,
LENS RED

Part No.: 009.001-021



TAILLIGHT COVER-RED

Part No.: 009.362-101





WORK LAMPS

WORK LAMPS



WORK LAMP MINI BOSS

Part No.: 327.400-191



WORK LAMP BIG BOSS

Part No.: 327.400-201



MINI BOSS WORK LAMP YELLOW LENS

Part No.: 329.344-231



BIG BOSS WORK LAMP YELLOW LENS

Part No.: 329.344-241



145 LIGHT UNIT P-45 W/O PARKING

Part No.: 327.740-161



TILTING LAMP YELLOW P45 W/O BULB

Part No.: 327.750-051



TILTING LAMP CLEAR P43

Part No.: 327.750-061



TILTING LAMP YELLOW P43 W/O BULB

Part No.: 327.750-071



TILTING LAMP CLEAR P45

Part No.: 327.750-081



WORK LAMP B 145 P 45 HOLDER

Part No.: 327.860-041



WORK LAMP B 145 P 43 HOLDER WHITE LENS

Part No.: 329.398-001



WORK LAMP B 145 P 43 HOLDER YELLOW LENS

Part No.: 329.398-011



WORK LAMPS



PLOUGH LAMP-P36

Part No.: 327.890-051

	130MM		P36		12/24V
--	-------	--	-----	--	--------



PLOUGH LAMP

Part No.: 327.970-061

	130MM		P43		12/24V
--	-------	--	-----	--	--------



WORK LAMP 018 GENERAL

Part No.: 328.250-021

	130MM		H3		12/24V
--	-------	--	----	--	--------



HELLA WORK LAMP W394-WITH 24V BULB

Part No.: 328.250-121

	114 * 114MM		H3		24V
--	-------------	--	----	--	-----



WORK LAMP 151 INT

Part No.: 328.250-051

	114 * 114MM		H3		12/24V
--	-------------	--	----	--	--------



HELLA VALUEFIT R1500 LED

Part No.: 357.101-012

	130MM		9-LED		9-33V
--	-------	--	-------	--	-------



HELLA VALUEFIT S1500 LED

Part No.: 357.103-012

	100 * 129MM		9-LED		9-33V
--	-------------	--	-------	--	-------



HELLA VALUEFIT R2200 LED

Part No.: 357.105-022

	137MM		14-LED		9-33V
--	-------	--	--------	--	-------



HELLA VALUEFIT S2500 LED

Part No.: 357.106-022

	137 * 108MM		16-LED		9-33V
--	-------------	--	--------	--	-------



9 LED ROUND WORK LAMP

Part No.: 358.185-241

	133MM		9-LED		9-33V
--	-------	--	-------	--	-------



9 LED SQUARE WORK LAMP

Part No.: 358.185-251

	133MM		9-LED		9-33V
--	-------	--	-------	--	-------



**4 LED WORKLAMP WITH WIRE LEADS
CLOSE RANGE & LONG RANGE**

96.479-001 (CR)

96.479-011 (LR)

	98 * 98MM		4-LED		9-33V
--	-----------	--	-------	--	-------



MINI BOSS LED WITH DI 12V

Part No.: 358.213-001

	130MM		19-LED		12V
--	-------	--	--------	--	-----



MINI BOSS LED WITH DI 24V

Part No.: 358.213-011

	130MM		19-LED		24V
--	-------	--	--------	--	-----



19-LED

MINI DOOR LED WORK LAMP WITH DI 12V

Part No.: 358.213-021

	146MM		19-LED		12V
--	-------	--	--------	--	-----



MINI DOOR LED WORK LAMP WITH DI 24V

Part No.: 358.213-031

	146MM		19-LED		24V
--	-------	--	--------	--	-----



MINI BOSS LED WORKLAMP AMBER LENS 12V

Part No.: 358.185-201

	146MM		19-LED		12V
--	-------	--	--------	--	-----



MINI BOSS LED WORKLAMP AMBER LENS 24V

Part No.: 358.185-211

	146MM		19-LED		24V
--	-------	--	--------	--	-----



TILTING LAMP LED CLEAR LENS 12V

Part No.: 358.213-471

	146MM		19-LED		12V
--	-------	--	--------	--	-----



MINI BOSS LED WORKLAMP AMBER LENS 24V

Part No.: 358.213-481

	146MM		19-LED		24V
--	-------	--	--------	--	-----



TILTING LAMP LED AMBER LENS 12V

Part No.: 358.213-491

	146MM		19-LED		12V
--	-------	--	--------	--	-----



TILTING LAMP LED AMBER LENS 24V

Part No.: 358.213-501

	146MM		19-LED		24V
--	-------	--	--------	--	-----



HORNS

HORNS



M 26 HORN V LT
Part No.: 922.000-841

 108mm	 24V 3.0Amp
 315 HZ	 108 TO 118 DB(A)




M 26 HORN HT
Part No.: 922.000-851

 108mm	 24V 3.0Amp
 415±20 HZ	 108 TO 118 DB(A)







M 26 HORN SET
Part No.: 329.300-061

 108mm	 24V 3.0Amp
 315/415 ±20 HZ	 108 TO 118 DB(A)



ELECTRIC HORN B36 HT
Part No.: 922.300-111

 113mm	 24V 6.0Amp
 400 HZ	 105 TO 118 DB (A)





ELECTRIC HORN B36 SET
Part No.: 922.300-131

 113mm	 24V 6.0Amp
 420/315 HZ	 105 TO 118 DB (A)








WAVE 95 SHARP TONE HT HORN 24V
Part No.: 012.588-361

 95 mm	 24V 1.5Amp
 430±20 HZ	 110±5 DB (A)







WAVE 95 SHARP TONE HORN SET 24V
Part No.: 012.588-371

 95 mm	 24V 3.0Amp
 430/330 ±20 Hz	 110±5 DB (A)



BLACK SLEEK TRUMPET HORN SET
Part No.: 940.800-821

 86mm	 24V 3.0Amp
 410/510 HZ	 113 DB(A)



BACKUP ALARM
Part No.: 009.148-151

	 (9-48V) 0.6Amp
 700 TO 2800 HZ	 110 DB(A)



REVERSE HORN BACKUP ALARM VALUE FIT
Part No.: 009.148-521

	 24V 0.6Amp
	 110 TO 115 DB(A)



SIREN 6 TONES 12/24V
Part No.: 009.148-531

	 12/24V 20W
	 107 TO 113 DB(A)



RAINBOW MELODY MAKER
Part No.: 329.320-001



RAINBOW MELODY MAKER 5 WIRE
Part No.: 329.320-011



5 MELODY MAKER ANALOG
Part No.: 329.320-081

	 12V
	



5 MELODY MAKER ANALOG
Part No.: 329.320-101

	 24V
	

HORNS



25 MELODY MAKER ANALOG

Part No.: 329.320-021

	 12V
	



25 MELODY MAKER ANALOG

Part No.: 329.320-111

	 24V
	



25 MELODY MAKER DIGITAL

Part No.: 329.320-091

	 12V 24V
	 108 DB(A)



40 MELODY MAKER 12V/24 DIGITAL

Part No.: 329.320-061


 70mm	 12V 1.5Amp
 380/480 HZ	 108 DB(A)



100 MELODY MAKER-DIGITAL





Part No.: 329.320-031


	 12V 24V
	 108 DB(A)



PNEUMATIC SWITCH HHH HORN





Part No.: 329.348-061


	 12V
	



PNEUMATIC SWITCH HHH HORN





Part No.: 329.348-111

	 24V
	



MEGNATIC COIL FOR 3 PIPE AND 6 PIPE METALLIC HORNS



Part No.: 329.348-131


	
	



HOSE PIPE YELLOW-(8 FEET) FOR METALLIC HORN





Part No.: 329.348-001


	
	



HOSE PIPE YELLOW (8 FEET) FOR 3 PIPE PVC HORN





Part No.: 329.348-151


	
	



HOSE PIPE YELLOW (8 FEET) FOR 2 PIPE PVC HORN 12/24 V





Part No.: 329.348-161



WIRING HARNESS FOR 6 PIPE METALLIC

329.317-021


	
	



TRITONE THREE WAY UNION (TEE)





Part No.: 329.348-031



SINGLE UNION (T)

Part No.: 329.348-041



WIPER BLADES



CV WIPER BLADES

PART No.	SIZE (INCH)	SIZE (MM)	TYPE
358.134-801	17	425	BAYONET TYPE
358.134-811	20	500	BAYONET TYPE
358.134-821	20	500	BOLT TYPE
358.134-831	20	500	ROD BOLT TYPE
358.134-841	22	550	BOLT TYPE
358.134-851	24	600	BOLT TYPE
358.134-861	24	600	ROD BOLT TYPE
358.134-871	26	650	ROD BOLT TYPE
358.134-881	26	650	BOLT TYPE
358.134-891	28	700	BOLT TYPE
358.215-321	32	820	BOLT TYPE
358.215-401	40	1000	BOLT TYPE



FILTERS

FILTERS



ASHOK LEYLAND DOST

Part No.: 358.174-931



AIR FILTER



JCB 4DX COLLER WITH HOT-MELT

Part No.: 358.174-891



AIR FILTER



**FORCE TEMPO TRAVELLER
BS III/ M&M NAVISTAR**

Part No.: 358.174-911



AIR FILTER



MAHINDRA BOLERO BS VI

Part No.: 358.174-921



AIR FILTER



MAHINDRA JEETO

Part No.: 358.210-031



AIR FILTER



MARUTI SUPER CARRY (P)

Part No.: 358.174-541



AIR FILTER



M&M BOLERO BS VI (1.5 LTR)

Part No.: 358.195-141



AIR FILTER



CHEVROLET TAVERA

Part No.: 358.190-421



FUEL FILTER



**MAHINDRA JEETO,SUPRO
BS VI**

Part No.: 358.190-401



FUEL FILTER



**MAHINDRA SUPRO/JEETO
BS VI**

Part No.: 358.190-441



FUEL FILTER



TATA ACE/INTRA BS VI

Part No.: 358.195-111



FUEL FILTER



TATA ACE DICOR

Part No.: 358.174-951



FUEL FILTER



ASHOK LEYLAND DOST

Part No.: 358.220-031



FILTER KIT



TATA ACE

358.220-001



FILTER KIT



ASHOK LEYLAND DOST N/M

Part No.: 358.176-901



OIL FILTER

FILTERS



ASHOK LEYLAND DOST O/M

Part No.: 358.176-891



OIL FILTER



**FORCE TRAVELLER/TRAX/
TRUMP/FORCE ONE/GUR-
KHA/SWARAJ BALWAN**

Part No.: 358.210-071



OIL FILTER



M&M BS VI

Part No.: 358.210-051



OIL FILTER



**MAHINDRA CHAMPION/GIO/
JEETO**

Part No.: 358.210-061



OIL FILTER



TEMPO TRAVELLER BS 3 & 4

Part No.: 358.210-091



OIL FILTER



**M&M XYLO, TATA ACE MEGA
(DICOR ENGINE), ASHOK
LEYLAND PARTNER MITR BUS
(NALT ZD30 TCIC BS3&BS4),
KOEL ENGINE, FOR CMVR III
BACKHOE LOADER
(CAT, L&T CASE, TEREX, ECL
& ACE), CONCRETE LOADER
& MIXER, WHEEL LOADER,
HARVESTER, PAVER, CRANE,
MINI-DUMPER, SHOTCRETE
MACHINE, COMPRESSOR**

Part No.: 358.174-971



FUEL FILTER



LUBRICANTS, COOLANTS
& BRAKE FLUIDS

LUBRICANTS, COOLANTS & BRAKE FLUIDS



SAFE GUARD PREMIUM PRO 15W40 CI-4+ 10L

PART No.	SIZE
358.128-121	10 L
358.128-131	15 L



SAFE GUARD PREMIUM 15W40 CF-4 15L

PART No.	SIZE
358.128-861	10 L
358.128-701	15 L



BRAKE FLUID

PART No.	GRADE	COLOR
358.133-401	(DOT 3) 100 ML	RED
358.133-411	(DOT 3) 250 ML	RED
358.133-421	(DOT 3) 500 ML	RED
358.133-431	(DOT 4) 100 ML	PALE YELLOW
358.133-441	(DOT 4) 250 ML	PALE YELLOW
358.133-451	(DOT 4) 500 ML	PALE YELLOW



GEAR OIL EP-140

PART No.	GRADE	SIZE
358.133-551	EP-140 1L	1 L
358.133-561	EP-140 5L	5 L



LONG LIFE RED GEL GREASES

PART No	SIZE
358.128-721	0.5 KG
358.128-731	1 KG
358.133-661	2 KG
358.128-741	3 KG
358.128-751	5 KG
358.128-761	7 KG
358.128-691	10 KG
358.128-771	18 KG
358.128-781	180 KG



MULTI PURPOSE GREASES

PART No	SIZE
358.128-631	1 KG
358.128-641	3 KG
358.128-651	5 KG
358.128-661	7 KG
358.128-671	18 KG
358.128-681	180 KG

LUBRICANTS, COOLANTS & BRAKE FLUIDS



EP-80W90 GEAR OIL

PART NO.	SIZE
358.133-571	7 L
358.133-671	20L
358.204-261	GL-4 26L



GEAR OIL 85W140

PART NO.	SIZE
358.133-581	1 L
358.133-481	5 L
358.133-591	12 L
358.133-681	20L
358.133-491	210L



RADIATOR COOLANT (PREMIUM)

PART NO.	SIZE	RATIO	COLOUR
358.003-431	0.5 L	1:3	BLUE
358.003-631	1 L	1:3	BLUE
358.003-442	3 L	1:3	BLUE
358.003-311	5 L	1:3	BLUE
358.003-701	210 L	1:3	BLUE
358.003-601	0.5 L	1:3	GREEN
358.003-611	1 L	1:3	GREEN
358.003-641	3 L	1:3	GREEN
358.003-661	5 L	1:3	GREEN
358.003-671	20 L	1:3	GREEN
358.003-484	210 L	1:3	GREEN
358.003-401	0.5 L	1:3	RED
358.003-621	1 L	1:3	RED
358.003-412	3 L	1:3	RED
358.003-423	5 L	1:3	RED
358.003-691	210 L	1:3	RED
358.003-681	1 L	1:3	YELLOW
358.003-451	0.5 L	1:7	GREEN
358.003-461	1 L	1:7	GREEN
358.003-472	3 L	1:7	GREEN



RADIATOR COOLANT (ADVANCED)

PART NO.	SIZE	RATIO	COLOUR
358.003-391	1L	1:3	PINK
358.003-381	1L	1:3	PURPLE



ELECTRIC/ELECTRONICS
& SWITCHES

ELECTRIC/ ELECTRONICS & SWITCHES




CHANGEOVER RELAY 24V

Part No.: 007.903-001




H LAMP RELAY 24V ELEC

Part No.: 329.316-021




H LAMP RELAY 24V ELEC(WS)

Part No.: 329.316-031




MINI RELAY 24 VDC(4 PIN)

Part No.: 329.318-011




RELAY 5 PIN 24 V

Part No.: 329.316-111



HORN RELAY 5 PIN (NO TYPE) 24 V

Part No.: 933.791-131




EL FLASHER 24V (10 AMP)

Part No.: 329.313-011




EL FLASHER 24V M (10 AMP)

Part No.: 329.313-031



EL FLASHER 24V TELCO TYPE(PLASTIC)

Part No.: 329.313-041




MAIN BEAM SWITCH

Part No.: 012.043-177



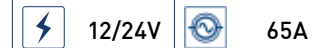
ST PUSH BUTTON SW

Part No.: 329.301-001



P SWITCH (WITH 4 SWITCH)

Part No.: 329.303-001



B LT. SWITCH ROUND

Part No.: 329.304-001




DIPPER SW 5.5 MM HOLE

329.305-001




COMB. SWITCH TATA

Part No.: 329.306-001




COMB. SWITCH TATA1612

Part No.: 329.306-011




COMB. SWITCH A/L SELF CANCELLATION WITH 2 COUPLERS

Part No.: 329.306-021



COMB. SWITCH TATA 1613 DC

Part No.: 329.306-031




ELECTRIC/ ELECTRONICS & SWITCHES



COMBINATION SWITCH A/L CARGO

Part No.: 329.306-061



COMBI. SWITCH DOUBLE LEVER SINGLE SOCKET -TATA ACE

Part No.: 329.306-071




COMBI. SWITCH DOUBLE LEVER SINGLE SOCKET -TATA MAGIC

Part No.: 329.306-081



1109 COMBINATION SWITCH DOUBLE LEVER

Part No.: 329.306-091



COMBINATION SWITCH TATA 3118/4018 DOUBLE LEVER

Part No.: 329.306-101




PUSH PULL SW - SMALL

Part No.: 329.307-001



PUSH PULL SW - LONG

Part No.: 329.307-011



PUSH PULL SW - EXTRA LONG

Part No.: 329.307-021




TOGGLE SW METAL (2 WAY)

Part No.: 329.308-001



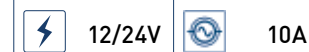
TOGGLE SW METAL (3 WAY)

Part No.: 329.308-011



TOGGLE SW PLASTIC BODY

Part No.: 329.308-021



MAIN LINE SW - TATA

Part No.: 329.309-001



HEAD LIGHT SW

Part No.: 329.310-001



HEATER CUM STARTER SWITCH

Part No.: 329.311-001



INTERIOR LAMP SWITCH

Part No.: 329.626-071



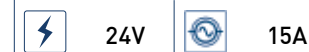
DRIVER FAN SWITCH

Part No.: 329.626-081



FRONT FOG LAMP SWITCH

Part No.: 329.626-101



REAR FOG LAMP SWITCH

Part No.: 329.626-111



ELECTRIC/ ELECTRONICS & SWITCHES



NIGHT LAMP SWITCH

Part No.: 329.626-121



ON-OFF SWITCH

329.626-151



HAZARD SWITCH

Part No.: 329.626-161



DIFF LOCK SWITCH

Part No.: 329.626-191



ISOLATOR CONTROL SWITCH

Part No.: 329.626-201



GSAS MODE SWITCH

329.626-211



EXHAUST BRAKE SWITCH

Part No.: 329.626-311



DESTINATION BOARD SWITCH

329.627-011



DRIVER COMPARTMENT LAMP

Part No.: 329.627-021




PTO SWITCH

Part No.: 329.627-041



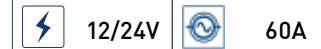
FUSE BOX 12 POLE

Part No.: 329.314-001



BATTERY CUT OFF SW. (BIG)

Part No.: 329.600-001



BATTERY CUT OFF SWITCH

Part No.: 001.559-001



**BATTERY CUT OFF SWITCH
2 POLE, 100 AMP**

Part No.: 329.600-087




**MECH. ISOLATOR SWITCH,
SINGLE POLE, 300 AMP**

Part No.: 329.600-117



**ELEC. BATTERY CUT OFF
SWITCH 24V SINGLE POLE**

Part No.: 329.643-051



**ELEC. BATTERY CUT OFF
SWITCH 24V DOBULE POLE**

Part No.: 329.644-021





AGRO HEADLAMPS



IAM HEAD LAMP AGRO A-130

327.790-071 (L)

327.790-081 (R)



130MM



P45



12/24V



IAM HEAD LAMP AGRO A-130

327.790-111 (L)

327.790-121 (R)



130MM



P43



12/24V



AGRO HORNS



ELECTRIC HORN M26 HT

Part No.: 922.100-601

	108mm		12V 3.5Amp
	415 HZ		108 TO 118 DB(A)



ELECTRIC HORN M100 HT AGRO

Part No.: 922.100-701

	100MM		12V 3.5AMP
	415 Hz		108 to 118 dB(A)



ELECTRIC HORN M-100 SET

Part No.: 922.100-711

	100MM		12V 3.5AMP
	415/350 Hz		108 to 118 dB(A)



CONTACT POINT SET- M100

Part No.: 922.059-011



AGRO FILTERS

AGRO FILTERS



JOHN DEERE 5000/M&M AR-
JUN 605/ REBORER SPECIAL

Part No.: 358.174-001



AIR FILTER



M&M (DI ENG.) BHUMIPUTR/
B275 SERIES/DI 3200

Part No.: 358.174-171



AIR FILTER



MASSEY TRACTOR
(METAL CAP)

Part No.: 358.174-411



AIR FILTER



SWARAJ 855 (PU TYPE)

Part No.: 358.174-211



AIR FILTER



SWARAJ 855 (METAL CAP)

Part No.: 358.174-341



AIR FILTER



COIL TYPE 0.5 LTR.

Part No.: 358.131-221



FUEL FILTER



COIL TYPE 0.5 LTR- SET OF
2 PCS

Part No.: 358.131-361



FUEL FILTER



0.5 LTR. CLOTH + COIL

Part No.: 358.131-471



FUEL FILTER



0.5 LTR. CLOTH + METAL
FREE

Part No.: 358.131-481



FUEL FILTER



0.5 LTR. PAPER + MESH

358.190-001



FUEL FILTER



0.5 LTR. PAPER & CLOTH
(SET) (D)

Part No.: 358.190-031



FUEL FILTER



0.5 LTR. PAPER & COIL (SET)
(D)

Part No.: 358.190-041



FUEL FILTER



(1.1 L CLOTH) UNIVERSAL

Part No.: 358.190-051



FUEL FILTER



1.1 L (CLOTH+PAPER)

Part No.: 358.190-071



FUEL FILTER KIT



0.5 LTR. METAL FREE (SET)

Part No.: 358.190-111



FUEL FILTER

AGRO FILTERS



1.1 L COIL SET

Part No.: 358.190-151



FUEL FILTER



NEW HOLL. 6500/7500 TD 90/
TAFE S4 ENG 40 HP/S 325 ENG./
INDO FARM URSUS 3250

Part No.: 358.190-181



FUEL FILTER (PRI.)



NEW HOLL. 6500/7500 TD 90/
TAFE S4 ENG 40 HP/S 325 EN-
GINES/INDO FARM URSUS3250

Part No.: 358.190-191



FUEL FILTER (SEC.)



TATA ACE/TRACTORS

Part No.: 358.190-131



FUEL FILTER



MAHINDRA TRACTOR

Part No.: 358.220-041



FILTER KIT



EICHER (NEW MODEL)

Part No.: 358.176-951



HYDRAULIC FILTER



EICHER (OLD MODEL)

Part No.: 358.176-961



HYDRAULIC FILTER



FORD (3000,3600,3620)/ES-
CORT FARM TRAC

Part No.: 358.176-971



HYDRAULIC FILTER



FORD (3000,3600,3620)/
FARMTRAC

Part No.: 358.176-001



HYDRAULIC FILTER



MAHINDRA ARJUN

Part No.: 358.176-921



HYDRAULIC FILTER



MAHINDRA ARJUN 605 DI

Part No.: 358.176-941



HYDRAULIC FILTER



NEW HOLLAND 6500,
7500,TD90

Part No.: 358.176-931



HYDRAULIC FILTER



HMT ZETOR

Part No.: 358.176-011



OIL FILTER



JOHN DEERE 5000 SERIES

Part No.: 358.176-121



OIL FILTER



M&M 15HP SUCTION (MINI,
YUVRAJ)

Part No.: 358.176-131



OIL FILTER

AGRO FILTERS



M&M SARPANCH 295 DI

Part No.: 358.176-141



OIL FILTER



MAHINDRA DI (D)

Part No.: 358.176-081



OIL FILTER



**NEW HOLLAND 6500/7500/
TD90**

Part No.: 358.176-161



OIL FILTER



PERKINS / TAFE MF 1035

Part No.: 358.176-171



OIL FILTER



**SONALIKA/FORD 3000,
3600,3620**

Part No.: 358.176-191



OIL FILTER



SWARAJ 855 SERIES

358.176-991



OIL FILTER



**TAFE S4 ENGINE 40 HP/SON-
ALIKA DI SERIES**

Part No.: 358.176-981



OIL FILTER



AGRO LUBRICANTS



**SAFE GUARD PREMIUM PRO
15W40 CI-4**

358.133-221	8.5 L
-------------	-------



**SAFE GUARD PREMIUM
15W40 CF-4**

358.128-371	7.5L
-------------	------



**SAFE GUARD PREMIUM
20W40 CF-4**

358.128-411	7.5L
358.128-421	10L



UTTO

358.133-201	5L
358.133-501	10L
358.133-211	20L
358.133-511	26L



**GEAR OIL
EP-90**

358.128-881	26L
358.128-891	210L



NOTES






HELLA India Lighting Limited

(Independent Aftermarket)


6A, 6th Floor, Platinum Tower, 184,
Udyog Vihar, Phase - I,
Gurugram - 122016 (Haryana)
Phone: +91 124 4658600 | www.hella.co.in

HELLA Toll Free: 1800 103 5405

 /hella.india

 /HELLAIndiaLightingLimited

 /hella.india

 /company/hella

Disclaimer:

The products in the catalogue are adapted to form part of respective accessories of vehicle and "WE HAVE NO TRADE CONNECTION WITH THE RESPECTIVE BRANDS".